



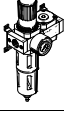
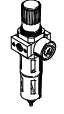
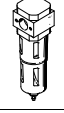
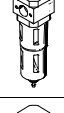
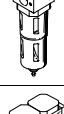


Membrane air dryers LDM1, D series



Membrane air dryers LDM1, D series, metal design



Product range overview D series service units, metal design

Type	Size	Pneumatic connection										Pressure regulation range [bar]			Grade of filtration [µm]			
		M5	M7	G1/8	G1/4	G3/8	G1/2	G3/4	G1	QS4	QS6	0.5 ...	0.5 ...	2.5 ...	0.01	1	5	40
Service units																		
FRC/FRCS 	Micro	■	■	■	-	-	-	-	-	■	■	■	-	-	-	-	■	-
	Mini	-	-	■	■	■	-	-	-	-	-	■	■	-	-	-	■	■
	Midi	-	-	-	■	■	■	■	-	-	-	■	■	-	-	-	■	■
	Maxi	-	-	-	-	-	■	■	■	-	-	■	■	-	-	-	■	■
Service unit combinations																		
FRC-K 	Micro	-	-	-	-	-	-	-	-	-	-	-	-	-	-	-	-	
	Mini	-	-	■	■	-	-	-	-	-	-	■	■	-	-	-	-	■
	Midi	-	-	-	■	■	■	-	-	-	-	■	■	-	-	-	-	■
	Maxi	-	-	-	-	-	■	■	-	-	-	■	■	-	-	-	-	■
LFR-K LFRS-K 	Micro	-	-	-	-	-	-	-	-	-	-	-	-	-	-	-	-	
	Mini	-	-	■	■	-	-	-	-	-	-	■	■	-	-	-	-	■
	Midi	-	-	-	■	■	■	-	-	-	-	■	■	-	-	-	-	■
	Maxi	-	-	-	-	-	■	■	-	-	-	■	■	-	-	-	-	■
Individual devices																		
Filter regulators LFR/LFRS 	Micro	■	■	■	-	-	-	-	-	■	■	■	-	-	-	-	■	-
	Mini	-	-	■	■	■	-	-	-	-	-	■	■	-	-	-	■	■
	Midi	-	-	-	■	■	■	■	-	-	-	■	■	-	-	-	■	■
	Maxi	-	-	-	-	-	■	■	■	-	-	■	■	-	-	-	■	■
Filters LF 	Micro	■	■	■	-	-	-	-	-	■	■	-	-	-	-	-	■	-
	Mini	-	-	■	■	■	-	-	-	-	-	-	-	-	-	-	■	■
	Midi	-	-	-	■	■	■	■	-	-	-	-	-	-	-	-	■	■
	Maxi	-	-	-	-	-	■	■	■	-	-	-	-	-	-	-	■	■
Fine and micro filters LFMA/LFMB 	Micro	-	-	-	-	-	-	-	-	-	-	-	-	-	-	-	-	
	Mini	-	-	■	■	■	-	-	-	-	-	-	-	■	■	-	-	-
	Midi	-	-	-	■	■	■	■	-	-	-	-	-	■	■	-	-	-
	Maxi	-	-	-	-	-	■	■	■	-	-	-	-	■	■	-	-	-
Active carbon filters LFX 	Micro	-	-	-	-	-	-	-	-	-	-	-	-	-	-	-	-	
	Mini	-	-	■	■	■	-	-	-	-	-	-	-	-	-	-	-	-
	Midi	-	-	-	■	■	■	■	-	-	-	-	-	-	-	-	-	-
	Maxi	-	-	-	-	-	■	■	■	-	-	-	-	-	-	-	-	-
Filter combinations LFMBA 	Micro	-	-	-	-	-	-	-	-	-	-	-	-	-	-	-	-	
	Mini	-	-	■	■	■	-	-	-	-	-	-	-	■	■	-	-	-
	Midi	-	-	-	■	■	■	■	-	-	-	-	-	■	■	-	-	-
	Maxi	-	-	-	-	-	■	■	■	-	-	-	-	■	■	-	-	-
Pressure regulators LR/LRS 	Micro	■	■	■	-	-	-	-	-	■	■	■	-	-	-	-	-	-
	Mini	-	-	■	■	■	-	-	-	-	-	■	■	-	-	-	-	-
	Midi	-	-	-	■	■	■	■	-	-	-	■	■	-	-	-	-	-
	Maxi	-	-	-	-	-	■	■	■	-	-	■	■	-	-	-	-	-

Membrane air dryers LDM1, D series, metal design

Product range overview D series service units, metal design

Type	Size	Bowl guard		Condensate drain			Pressure indication		Actuator lock		Supply voltage			Options			→ Page/ Internet
		Metal bowl guard	Plastic bowl	Manual rotary	Semi-automatic	Fully automatic	With pressure gauge	Without pressure gauge	Rotary knob with detent	Rotary knob with integrated lock	24 V DC	110 V AC	230 V AC	Directly actuated pressure regulator with integrated return flow function	Pilot actuated pressure regulator with integrated return flow function	Differential pressure indicator	
Service units																	
FRC/FRCS	Micro	-	■	■	■	-	■	■	■	-	-	-	-	-	-	-	frc
	Mini	■	-	■	-	■	■	■	■	■	-	-	-	-	-	-	
	Midi	■	-	■	-	■	■	■	■	■	-	-	-	-	-	-	
	Maxi	■	-	■	-	■	■	■	■	■	-	-	-	■	■	-	
Service unit combinations																	
FRC-K	Micro	-															frc
	Mini	■	-	■	-	■	■	-	■	-	■	-	-	-	-	-	
	Midi	■	-	■	-	■	■	-	■	-	■	-	-	-	-	-	
	Maxi	■	-	■	-	■	■	-	■	-	■	-	-	■	■	-	
LFR-K LFRS-K	Micro	-															lfr
	Mini	■	-	■	-	■	■	-	■	■	■	-	-	-	-	-	
	Midi	■	-	■	-	■	■	-	■	■	■	-	-	-	-	-	
	Maxi	■	-	■	-	■	■	-	■	■	■	-	-	■	■	-	
Individual devices																	
Filter regulators LFR/LFRS	Micro	-	■	■	■	-	■	■	■	-	-	-	-	-	-	-	lfr
	Mini	■	-	■	-	■	■	■	■	■	-	-	-	-	-	-	
	Midi	■	-	■	-	■	■	■	■	■	-	-	-	-	-	-	
	Maxi	■	-	■	-	■	■	■	■	■	-	-	-	■	■	-	
Filters LF	Micro	-	■	■	■	-	-	-	-	-	-	-	-	-	-	-	lf
	Mini	■	-	■	-	■	-	-	-	-	-	-	-	-	-	-	
	Midi	■	-	■	-	■	-	-	-	-	-	-	-	-	-	-	
	Maxi	■	-	■	-	■	-	-	-	-	-	-	-	-	-	-	
Fine and micro filters LFMA/LFMB	Micro	-															lfma, lfmb
	Mini	■	-	■	-	■	-	-	-	-	-	-	-	-	-	■	
	Midi	■	-	■	-	■	-	-	-	-	-	-	-	-	-	■	
	Maxi	■	-	■	-	■	-	-	-	-	-	-	-	-	-	■	
Active carbon filters LFX	Micro	-															lfx
	Mini	■	-	-	-	-	-	-	-	-	-	-	-	-	-	-	
	Midi	■	-	-	-	-	-	-	-	-	-	-	-	-	-	-	
	Maxi	■	-	-	-	-	-	-	-	-	-	-	-	-	-	-	
Filter combinations LFMBA	Micro	-															lfmba
	Mini	■	-	■	-	■	-	-	-	-	-	-	-	-	-	■	
	Midi	■	-	■	-	■	-	-	-	-	-	-	-	-	-	■	
	Maxi	■	-	■	-	■	-	-	-	-	-	-	-	-	-	■	
Pressure regulators LR/LRS	Micro	-	-	-	-	-	■	■	■	-	-	-	-	-	-	-	lr
	Mini	-	-	-	-	-	■	■	■	■	-	-	-	■	-	-	
	Midi	-	-	-	-	-	■	■	■	■	-	-	-	■	-	-	
	Maxi	-	-	-	-	-	■	■	■	■	-	-	-	■	■	-	

Membrane air dryers LDM1, D series, metal design



Product range overview D series service units, metal design

Type	Size	Pneumatic connection										Pressure regulation range [bar]			
		M5	M7	G1/8	G1/4	G3/8	G1/2	G3/4	G1	QS4	QS6	0.5 ... 7	0.5 ... 12		
Individual devices															
Pressure regulators LRB/LRBS		Micro	-												
		Mini	-	-	-	■	-	-	-	-	-	-	-	■	■
		Midi	-	-	-	-	■	-	-	-	-	-	-	■	■
		Maxi	-												
Pressure regulator combinations LRB-K		Micro	-												
		Mini	-	-	-	■	■	-	-	-	-	-	-	■	■
		Midi	-	-	-	-	■	■	-	-	-	-	-	■	■
		Maxi	-												
Lubricators LOE		Micro	■	■	■	-	-	-	-	-	■	■	-	-	
		Mini	-	-	■	■	■	-	-	-	-	-	-	-	
		Midi	-	-	-	■	■	■	■	-	-	-	-	-	
		Maxi	-	-	-	-	-	■	■	■	-	-	-	-	
On-off valves HE		Micro	-												
		Mini	-	-	■	■	■	-	-	-	-	-	-	-	
		Midi	-	-	-	■	■	■	■	-	-	-	-	-	
		Maxi	-	-	-	-	-	■	■	■	-	-	-	-	
On-off valves, electrical HEE		Micro	-												
		Mini	-	-	■	■	■	-	-	-	-	-	-	-	
		Midi	-	-	-	■	■	■	■	-	-	-	-	-	
		Maxi	-	-	-	-	-	■	■	■	-	-	-	-	
On-off valves, pneumatic HEP		Micro	-												
		Mini	-	-	■	■	■	-	-	-	-	-	-	-	
		Midi	-	-	-	■	■	■	■	-	-	-	-	-	
		Maxi	-	-	-	-	-	■	■	■	-	-	-	-	
Soft-start valves HEL		Micro	-												
		Mini	-	-	■	■	■	-	-	-	-	-	-	-	
		Midi	-	-	-	■	■	■	■	-	-	-	-	-	
		Maxi	-	-	-	-	-	■	■	■	-	-	-	-	
Membrane air dryers LDM1		Micro	-												
		Mini	-												
		Midi	-												
		Maxi	-	-	-	-	-	■	■	■	-	-	-	-	
Branching modules FRM		Micro	-												
		Mini	-	-	■	■	■	-	-	-	-	-	-	-	
		Midi	-	-	-	■	■	■	■	-	-	-	-	-	
		Maxi	-	-	-	-	-	■	■	■	-	-	-	-	
Distributor block FRZ		Micro	-												
		Mini	-												
		Midi	-												
		Maxi	-												

Membrane air dryers LDM1, D series, metal design

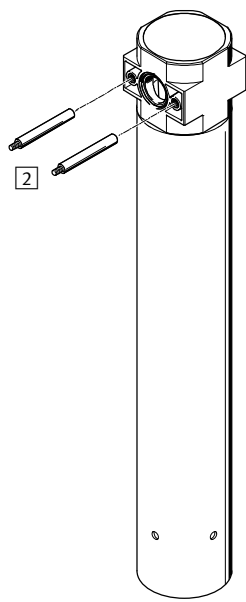

Product range overview D series service units, metal design

Type	Size	Bowl guard		Pressure indication		Actuator lock		Supply voltage			Options		→ Page/ Internet
		Metal bowl guard	Plastic bowl	With pressure gauge	Without pressure gauge	Rotary knob with detent	Rotary knob with integrated lock	24 V DC	110 V AC	230 V AC	Non-return function	Pressure switch	
Individual devices													
Pressure regulators LRB/LRBS	Micro	-	-	-	■	■	■	-	-	-	-	-	lrb
	Mini	-	-	-	■	■	■	-	-	-	-	-	
	Midi	-	-	-	■	■	■	-	-	-	-	-	
	Maxi	-	-	-	■	■	■	-	-	-	-	-	
Pressure regulator combinations LRB-K	Micro	-	-	-	■	■	-	-	-	-	-	-	lrb
	Mini	-	-	-	■	■	-	-	-	-	-	-	
	Midi	-	-	-	■	■	-	-	-	-	-	-	
	Maxi	-	-	-	■	■	-	-	-	-	-	-	
Lubricators LOE	Micro	-	■	-	■	-	-	-	-	-	-	-	loe
	Mini	■	-	-	■	-	-	-	-	-	-	-	
	Midi	■	-	-	■	-	-	-	-	-	-	-	
	Maxi	■	-	-	■	-	-	-	-	-	-	-	
On-off valves HE	Micro	-	-	-	■	■	-	-	-	-	-	-	he
	Mini	-	-	-	■	■	-	-	-	-	-	-	
	Midi	-	-	-	■	■	-	-	-	-	-	-	
	Maxi	-	-	-	■	■	-	-	-	-	-	-	
On-off valves, electrical HEE	Micro	-	-	-	■	-	-	■	■	■	-	-	hee
	Mini	-	-	-	■	-	-	■	■	■	-	-	
	Midi	-	-	-	■	-	-	■	■	■	-	-	
	Maxi	-	-	-	■	-	-	■	■	■	-	-	
On-off valves, pneumatic HEP	Micro	-	-	-	■	-	-	-	-	-	-	-	hep
	Mini	-	-	-	■	-	-	-	-	-	-	-	
	Midi	-	-	-	■	-	-	-	-	-	-	-	
	Maxi	-	-	-	■	-	-	-	-	-	-	-	
Soft-start valves HEL	Micro	-	-	-	■	-	-	-	-	-	-	-	hel
	Mini	-	-	-	■	-	-	-	-	-	-	-	
	Midi	-	-	-	■	-	-	-	-	-	-	-	
	Maxi	-	-	-	■	-	-	-	-	-	-	-	
Membrane air dryers LDM1	Micro	-	-	-	■	-	-	-	-	-	-	-	6
	Mini	-	-	-	■	-	-	-	-	-	-	-	
	Midi	-	-	-	■	-	-	-	-	-	-	-	
	Maxi	■	-	-	■	-	-	-	-	-	-	-	
Branching modules FRM	Micro	-	-	-	■	-	-	-	-	-	■	■	frm
	Mini	-	-	-	■	-	-	-	-	-	■	■	
	Midi	-	-	-	■	-	-	-	-	-	■	■	
	Maxi	-	-	-	■	-	-	-	-	-	■	■	
Distributor block FRZ	Micro	-	-	-	■	-	-	-	-	-	-	-	frz
	Mini	-	-	-	■	-	-	-	-	-	-	-	
	Midi	-	-	-	■	-	-	-	-	-	-	-	
	Maxi	-	-	-	■	-	-	-	-	-	-	-	

Membrane air dryers LDM1, D series, metal design

Peripherals overview and Type codes

Maxi
 Individual unit with connection plates Individual unit without connection plates, for service unit combination



Mounting attachments and accessories						
	Individual unit		Combination		→ Page/ Internet	
	with connection plates	without connection plates	with connection plates	without connection plates		
1	Mounting bracket HFOE	■	-	■	-	hfoe-d
2	Threaded pin (included in scope of delivery) FRB	-	-	■	■	frb-d

Type codes

LDM1 – 1/2 – D – MAXI – 300

Basic function

LDM1	Membrane air dryer
------	--------------------

Pneumatic connection

-	Without connection plates
1/2	Connecting plates with connecting thread G1/2
3/4	Connecting plates with connecting thread G3/4
1	Connecting plates with connecting thread G1

Series

D	Series
---	--------

Size

MAXI	Grid dimension 66 mm (without connection plates)
------	--

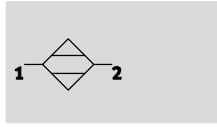
Standard flow rate at output q_{n Off}

300	300 l/min
600	600 l/min
1000	1,000 l/min

Membrane air dryers LDM1, D series, metal design

Technical data

Function



- - Flow rate
300 ... 1,000 l/min
- - Temperature range
+2 ... +50 °C
- - Operating pressure
3 ... 12.5 bar

Pressure dew point reduction:
LDM1-...-300/600: 20 K
LDM1-...-1000: 17 K



- Optimum final dryer with excellent operational reliability
- Suitable for use as an individual device or for integration in existing service unit combinations
- Flow rate-dependent dew point reduction

- Wear-free function requiring no external energy
- The composition of the compressed air remains almost unchanged due to the drying process
- 15% purge air flow rate with the LDM1-...-300/600 and 20% with the LDM1-...-1000

Typical areas of application:

- Drying, cleaning of precision parts
- Measuring technology
- Rinsing of precision glass scales
- Painting systems
- Paper and packaging machines

Note
Prefiltration of the compressed air using a micro filter LFMA-D-MAXI, grade of filtration 0.01 µm (residual particles < 0.1 µm, residual oil content < 0.1 mg/m³) is vital for flawless functioning of the unit.

General technical data				
Size	Maxi			
Pneumatic connection 1, 2	G ¹ / ₂	G ³ / ₄	G1	-1)
Design	Membrane dryer with internal air consumption			
Type of mounting	Via accessories In-line installation			
Assembly position	Vertical ±5°			

1) Without connection plates

- Note: This product conforms to ISO 1179-1 and to ISO 228-1

Standard flow rate q _n [l/min]			
Type	LDM1-...-300 ¹⁾	LDM1-...-600 ¹⁾	LDM1-...-1000 ²⁾
Input q _{n In}	353	706	1,250
Output q _{n Out}	300	600	1,000
Purge air q _{n Purge}	52.9	105.9	250

1) Measured at p₁ = 6.9 bar, θ_{pd In} = 25 °C, θ_{pd Out} = 5 °C ± 1.5 °C (θ_{pA Out} = -21.5 °C ± 1.2 °C), θ_{amb} = 25 °C

2) Measured at p₁ = 6.9 bar, θ_{pd In} = 25 °C, θ_{pd Out} = 8 °C ± 1.5 °C (θ_{pA Out} = -19.1 °C ± 1.2 °C), θ_{amb} = 25 °C

Operating and environmental conditions			
Type	LDM1-...-300	LDM1-...-600	LDM1-...-1000
Operating pressure [bar]	3 ... 12,5		
Operating medium	Compressed air in accordance with ISO 8573-1:2010 [1:3:1]		
Pressure dew point reduction [K]	20	20	17
Ambient temperature [°C]	+2 ... +50		
Temperature of medium [°C]	+2 ... +50		
Storage temperature [°C]	-20 ... +60		
Corrosion resistance class CRC ¹⁾	2		

1) Corrosion resistance class CRC 2 to Festo standard FN 940070

Moderate corrosion stress. Indoor applications in which condensation may occur. External visible parts with primarily decorative requirements for the surface and which are in direct contact with the ambient atmosphere typical for industrial applications.

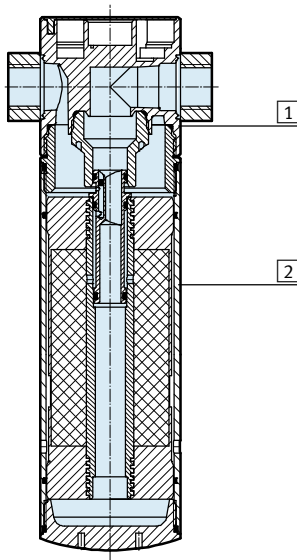
Membrane air dryers LDM1, D series, metal design

Technical data

Weights [g]				
Port	Without connection plates	Connecting plates with connecting thread		
		G1/2	G3/4	G1
LDM1-...-300	1,650	1,800	1,900	2,000
LDM1-...-600	2,100	2,250	2,350	2,450
LDM1-...-1000	2,100	2,250	2,350	2,450

Materials

Sectional view



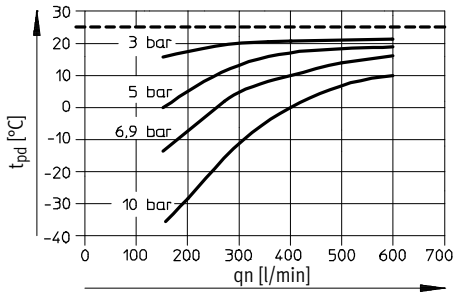
Membrane air dryer		
1	Housing	Die-cast zinc
2	Bowl	Wrought aluminium alloy
-	Seals	NBR

Membrane air dryers LDM1, D series, metal design

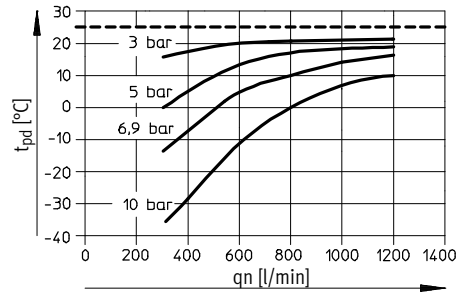
Technical data

Pressure dew point t_{pd} (output) as a function of the standard flow rate at output $q_n^{1)}$

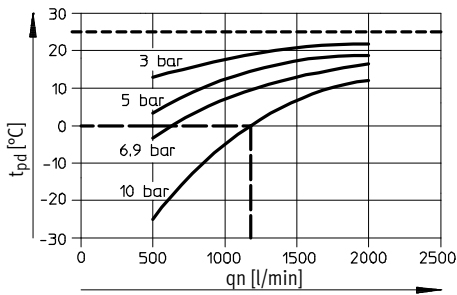
LDM1-...-300



LDM1-...-600



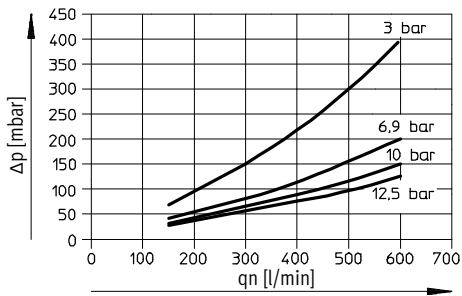
LDM1-...-1000



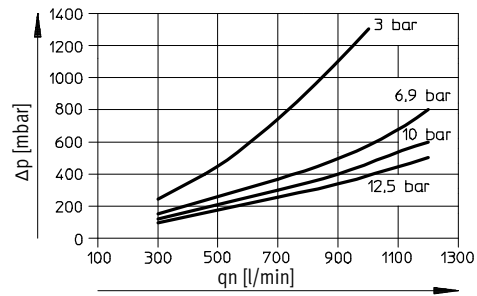
- 1) Measured at pressure dew point t_{pd} (supply) = 25 °C.
- Example LDM1-...-1000 with 10 bar supply pressure:
the pressure dew point reduction at a nominal flow rate
of $q_n = 1,200$ l/min is 25 K.

Differential pressure Δp as a function of the standard flow rate at output q_n

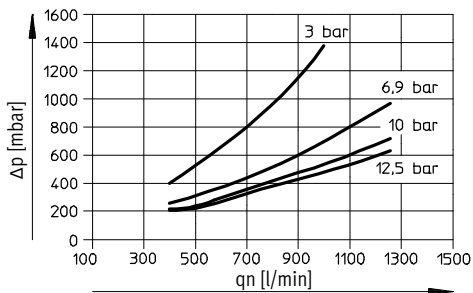
LDM1-...-300



LDM1-...-600

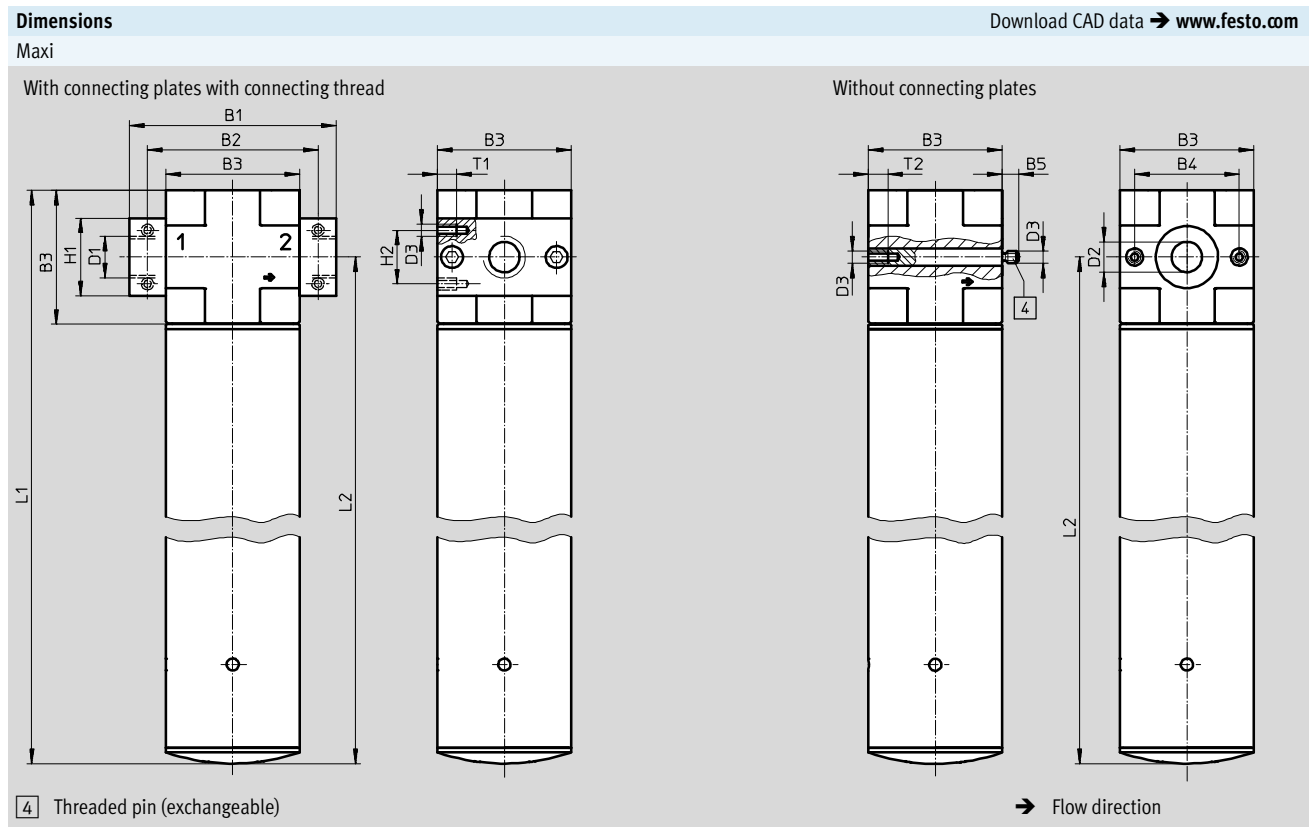


LDM1-...-1000



Membrane air dryers LDM1, D series, metal design

Technical data



Type	B1	B2	B3	B4	B5	D1	D2 Ø	D3	H1	H2	L1	L2	T1	T2
LDM1-1/2-D-MAXI-300	96	80	66	46	-	G1/2	-	M5	32	22	329	296	8	-
LDM1-1/2-D-MAXI-600											519	486		
LDM1-1/2-D-MAXI-1000											519	486		
LDM1-3/4-D-MAXI-300	96	80	66	46	-	G3/4	-	M5	36	22	329	296	8	-
LDM1-3/4-D-MAXI-600											519	486		
LDM1-3/4-D-MAXI-1000											519	486		
LDM1-1-D-MAXI-300	116	91	66	46	-	G1	-	M5	41	22	329	296	8	-
LDM1-1-D-MAXI-600											519	486		
LDM1-1-D-MAXI-1000											519	486		
LDM1-D-MAXI-300	-	-	66	46	7	-	30	M5	-	-	329	296	-	11
LDM1-D-MAXI-600											519	486		
LDM1-D-MAXI-1000											519	486		

• Note: This product conforms to ISO 1179-1 and to ISO 228-1

Ordering data							
Size	Connection	LDM1-...-300		LDM1-...-600		LDM1-...-1000	
		Part No.	Type	Part No.	Type	Part No.	Type
Without connecting plates							
Maxi	-	543664	LDM1-D-MAXI-300	543665	LDM1-D-MAXI-600	543666	LDM1-D-MAXI-1000
Connecting plates with connecting thread							
Maxi	G1/2	543667	LDM1-1/2-D-MAXI-300	543668	LDM1-1/2-D-MAXI-600	543669	LDM1-1/2-D-MAXI-1000
	G3/4	543670	LDM1-3/4-D-MAXI-300	543671	LDM1-3/4-D-MAXI-600	543672	LDM1-3/4-D-MAXI-1000
	G1	543673	LDM1-1-D-MAXI-300	543674	LDM1-1-D-MAXI-600	543675	LDM1-1-D-MAXI-1000