

# Simulators CDSM



# Simulators CDSM

Key features and type codes

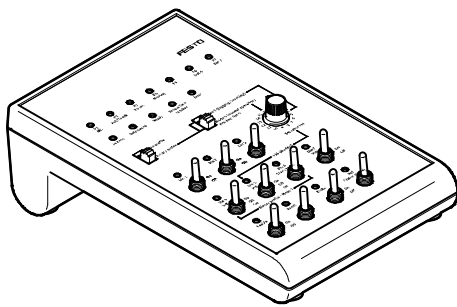
## Key features

- The simulator CDSM is used to simulate input and output signals during commissioning
- The full functionality of the I/O interface of the motor controller is available
- Suitable for commissioning the following motor controllers:
  - CMMO-ST-C5-1-DIOP
  - CMMO-ST-C5-1-DION
  - CMMP-AS-...
  - CMMS-ST-...
- The connecting cable to the motor controller is included in the scope of delivery

## At a glance

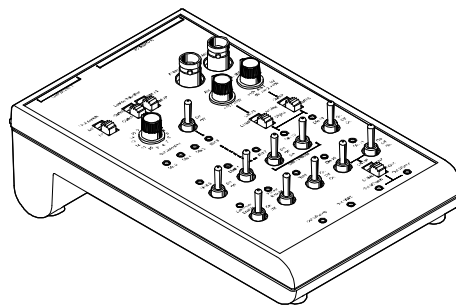
CDSM-S3-P, CDSM-S3-N

For motor controller: CMMO-ST-C5-1-DIOP/CMMO-ST-C5-1-DION



CDSM-S1-P

For motor controller: CMMP-AS, CMMS-ST



## Type codes

		CDSM	–	S3	–	P
<b>Type</b>						
CDSM	Simulator					
<b>Device version</b>						
S3	For motor controller CMMO-ST-C5-1-DIOP, CMMO-ST-C5-1-DION					
S1	For motor controller CMMP-AS, CMMS-ST					
<b>Switching input/output</b>						
P	PNP switching logic					
N	NPN switching logic					

# Simulators CDSM-S3

Technical data

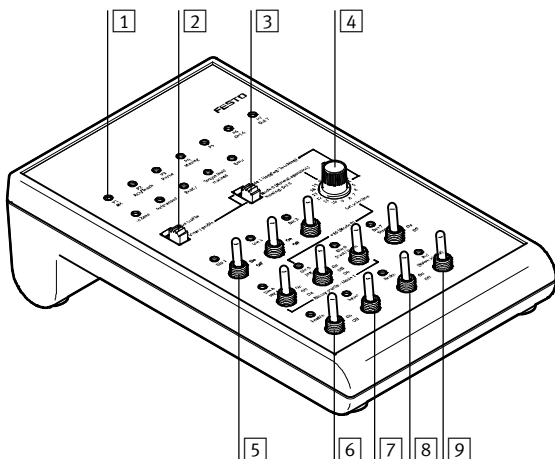


For motor controller:  
 CMMO-ST-C5-1-DIOP  
 CMMO-ST-C5-1-DION



General technical data	
Digital I/O modules	Provided through the connected motor controller (→ documentation on the motor controller)
Degree of protection	IP20
Weight [g]	290
Material	Acrylonitrile butadiene styrene
Note on materials	Contains PWIS (paint-wetting impairment substances) RoHS-compliant

## Description



- 1 LED indicators
- 2 Selector switch for presetting the control profile:
  - Valve profile
  - Binary profile
- 3 Selector switch for the operating mode:
  - Mode 0 = normal operation
  - Mode 1 = jog/teach operation
- 4 Rotary switch for position set selection
- 5 Toggle switch for digital inputs (position set/set/jog/teach operation)
- 6 Toggle switch for controller enable (enable)
- 7 Toggle switch for acknowledging error
- 8 Toggle switch for releasing/engaging brake
- 9 Toggle switch for homing

- Enables operation in the valve profile as well as in the binary profile
- The alternative labelling that is provided prevents the duplicate assignment of the switches and LEDs, and operation in the valve profile is simplified
- The simulator is available in PNP and NPN switching logic and must be selected to match the controller

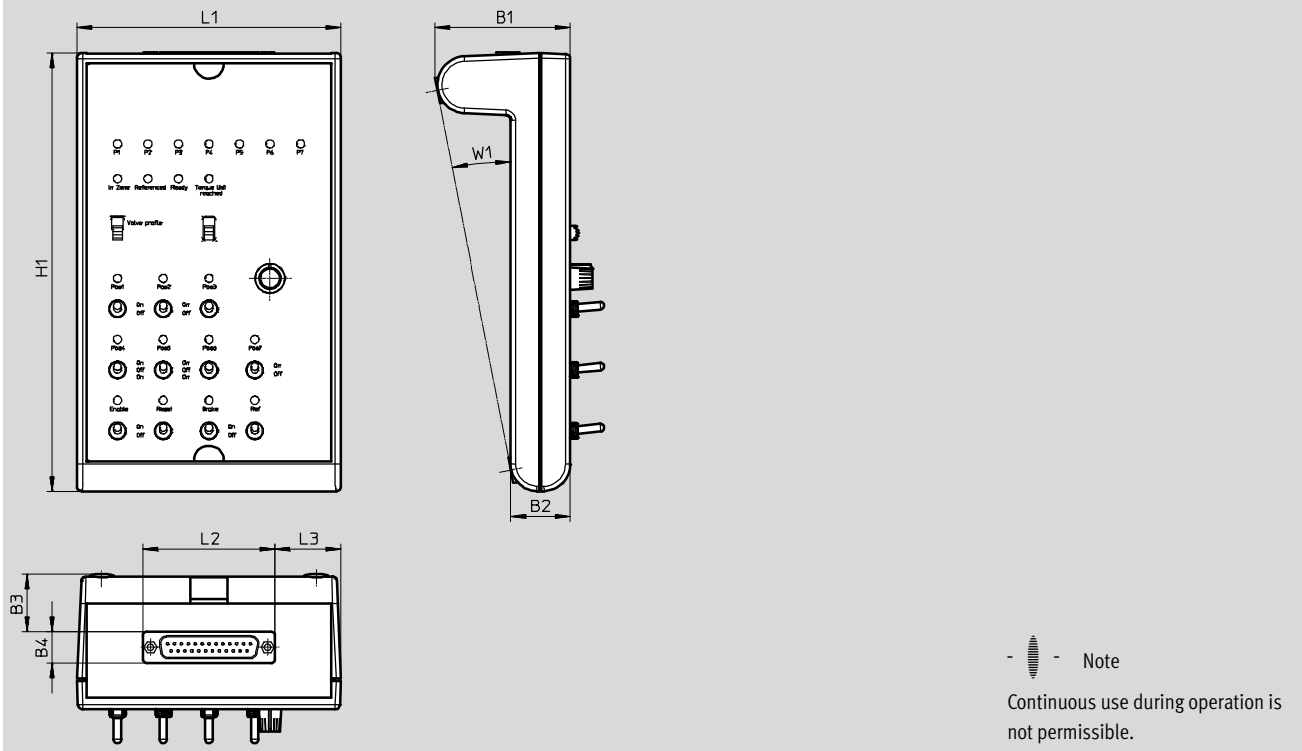
# Simulators CDSM-S3

Technical data

FESTO

## Dimensions

Download CAD data → [www.festo.com](http://www.festo.com)



Type	B1	B2	B3	B4	H1	L1	L2	L3	W1
CDSM-...	54.3	23.9	23.2	12.6	176	106	53	26.5	11°

### Included in the scope of delivery:

- Simulator
- Alternative labelling for the valve profile
- Connecting cable to motor controller
- Operating instructions

### Ordering data

Type	For motor controller	Part No.	Type
CDSM-S3-P	CMMO-ST-C5-1-DIOP	8029523	CDSM-S3-P
CDSM-S3-N	CMMO-ST-C5-1-DION	8029524	CDSM-S3-N

# Simulators CDSM-S1

Technical data

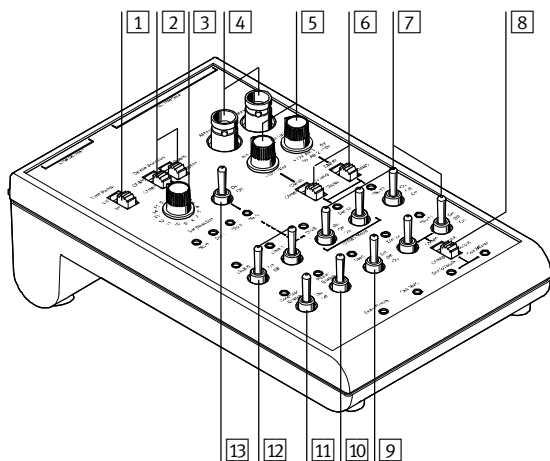
FESTO

For motor controller:  
 CMMP-AS  
 CMMS-ST



General technical data		
Proximity sensor supply		
Operating voltage	[V DC]	24 ±20%
Current	[mA]	Min. 5 ... 8
	[mA]	Max. 100
Digital I/O modules	Provided through the connected motor controller (→ documentation on the motor controller)	
Degree of protection	IP20	
Weight	[g]	340
Material	Acrylonitrile butadiene styrene	
Note on materials	Contains PWIS (paint-wetting impairment substances)	
	RoHS-compliant	

## Description



- 1 Selector switch for limit switch (external/internal)
- 2 Selector switches for setting the motor controller type: CMMP, CMMS
- 3 Rotary switch for position set selection
- 4 Sockets for analogue outputs (e.g. for oscilloscope)
- 5 Potentiometers for setting the voltage of the analogue inputs
- 6 Selector switches between analogue or digital inputs
- 7 Toggle switches for digital inputs
- 8 Selector switch between output and input
- 9 Toggle switch for start
- 10 Toggle switch for output stage enable
- 11 Toggle switch for controller enable
- 12 Toggle switch for simulation of limit switches (internal)
- 13 Toggle switch for digital input Din3 (only for CMMS)

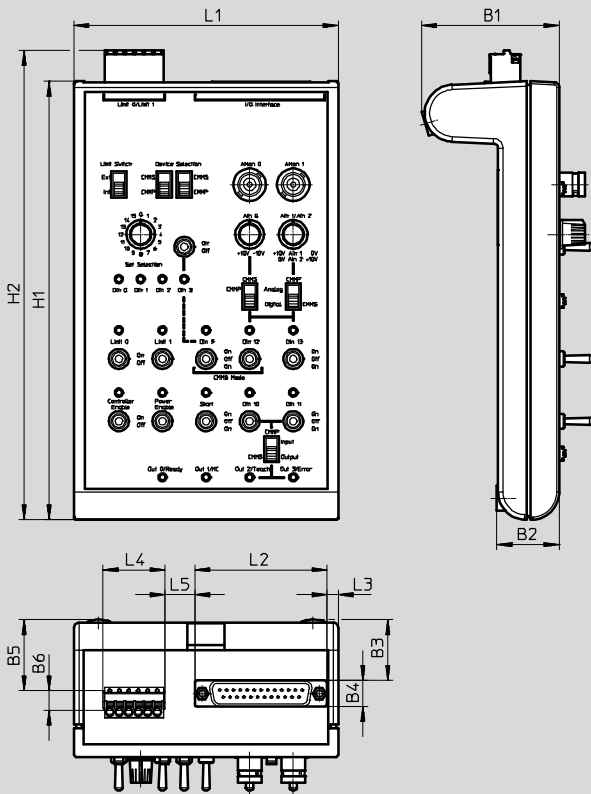
# Simulators CDSM-S1


Technical data



## Dimensions

Download CAD data → [www.festo.com](http://www.festo.com)



 Note  
Continuous use during operation is not permissible.

Type	B1	B2	B3	B4 +0.1	B5	B6 +0.1	H1	H2	L1	L2 +0.1	L3	L4 +0.1	L5
CDSM-...	55.2	25	24.5	10.5	28.6	8	176	188	106	53	4.5	25	11.9

Included in the scope of delivery:

- Simulator
- Connecting cable to motor controller
- Operating instructions

## Ordering data

Type	For motor controller	Part No.	Type
CDSM-S1-P	CMMP, CMMS	560503	CDSM-S1-P